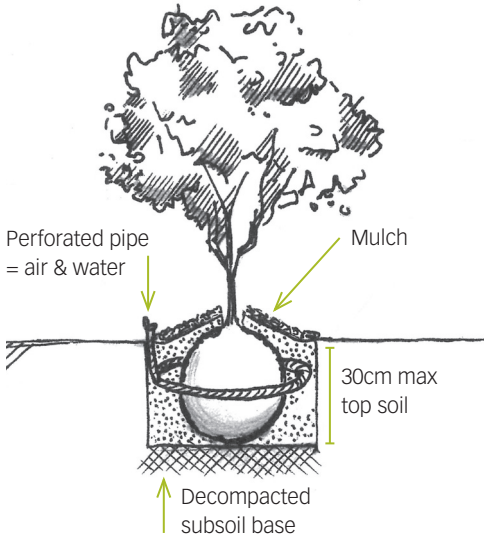


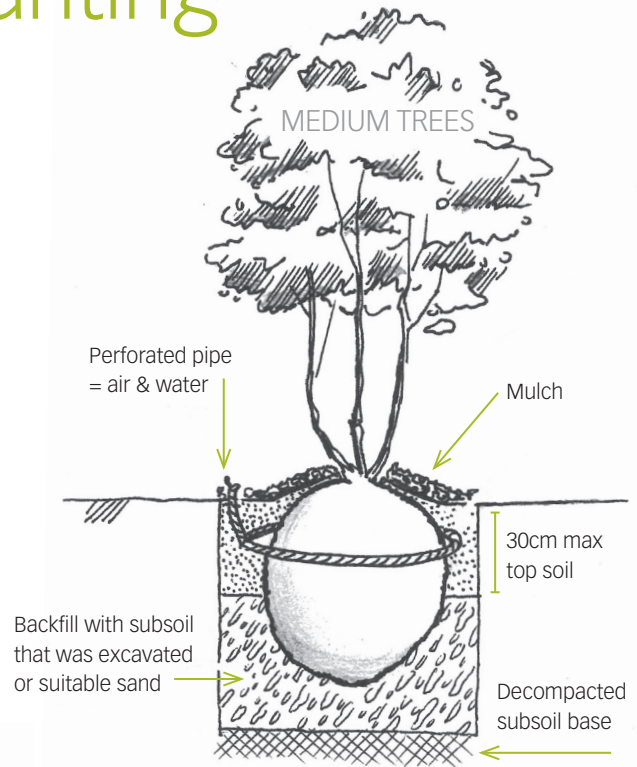


Perfect Tree Planting

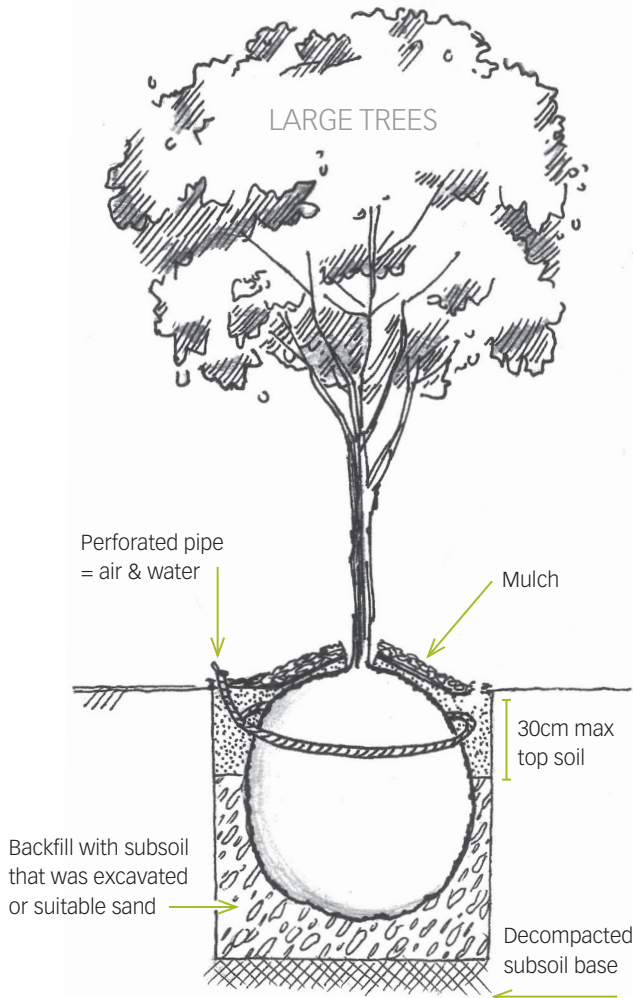
SMALL TREES & LARGE SHRUBS



MEDIUM TREES



LARGE TREES



- 1 Add top soil or any organic and nutrient rich compost to a maximum depth of 30cm.
- 2 Install a perforated pipe around the rootball to provide extra air to the roots and allow water to percolate properly when watering.
- 3 Install an appropriate device to stabilise the tree according to its needs (tree stakes or tree anchor).
- 4 Plant the root ball slightly higher than the soil surface level if on undisturbed native/unworked subsoil base. If planted on worked/new base, plant the root ball higher, enough to compensate for the depth that the heavy tree will sink after the soil settles (approx 20-40cm).
- 5 Bank a thin layer of top soil over the top of the root ball but smooth to an angle so water will run off the tree trunk.